

Introductory sub-table (I)(a)

Name of the Company: Helpage finlease Limited			
Scrip Code, Name of the scrip, class of security: Equity Share Capital			
Quarter ended: 30th September 2014			
	No. of partly paid-up shares	As a % of total no. of partly paid-up shares	As a % of total no. of shares of the company
Partly paid-up shares:-			
Held by promoter/promoter group	-		-
Held by public	-		-
<b>Total</b>	-		-
	No. of outstanding securities	As a % of total no. of outstanding convertible securities	As a % of total no. of shares of the company, assuming full conversion of the convertible securities
Outstanding convertible securities:-			
Held by promoter/promoter group	-		-
Held by public	-		-
<b>Total</b>	-		-
Warrants:-	No. of warrants	As a % of total no. of warrants	As a % of total no. of shares of the company, assuming full conversion of warrants
Held by promoter/promoter group	-		-
Held by public	-		-
<b>Total</b>	-		-
<b>Total paid-up capital of the company, assuming full conversion of warrants and convertible securities</b>	<b>32175000</b>		






**Statement Showing Shareholding Pattern**

**Table (I)(a)**

Category code	Category of Shareholder	Number of Shareholders	Total number of shares	Number of shares held in dematerialized form	Total shareholding as a percentage of total number of shares		Number of shares otherwise encumbered	As a percentage of shares
					As a percentage of (A+B) <sup>1</sup> (VI)	As a percentage of (A+B+C) (VII)		
(I)	(II)	(III)	(IV)	(V)	(VI)	(VII)	(VIII)	(IX) = (VIII)/(IV)*100
(A)	Shareholding of Promoter and Promoter Group							
1	Indian							
(a)	Individuals/ Hindu Undivided Family	6	608076	465000	18.90	18.90	-	-
(b)	Central Government/ State Government(s)	-	-	-	-	-	-	-
(c)	Bodies Corporate	1	800000	800000	24.86	24.86	-	-
(d)	Financial Institutions/ Banks	-	-	-	-	-	-	-
(e)	Any Others(Specify)	-	-	-	-	-	-	-
	<b>Sub Total(A)(1)</b>	7	1408076	1265000	43.76	43.76	-	-
2	Foreign							
a	Individuals (Non-Residents Individuals/ Foreign Individuals)	-	-	-	-	-	-	-
b	Bodies Corporate	-	-	-	-	-	-	-
c	Institutions	-	-	-	-	-	-	-
d	Qualified Foreign Investor	-	-	-	-	-	-	-
e	Any Others(Specify)	-	-	-	-	-	-	-
	<b>Sub Total(A)(2)</b>	-	-	-	-	-	-	-
	<b>Total Shareholding of Promoter and Promoter Group (A) = (A)(1)+(A)(2)</b>	7	1408076	1265000	43.76	43.76	-	-
(B)	Public shareholding							
1	Institutions							
(a)	Mutual Funds/ UTI	-	-	-	-	-	-	-










(D)(b) Statement showing holding of securities (including shares, warrants, convertible securities) of persons belonging to the category 'Promoter and Promoter Group'												
S.N.	Name of the shareholder	Details of Shares held			Encumbered shares (*)			Details of warrants		Details of convertible securities		Total shares (including underlying shares assuming full conversion of warrants and convertible securities) as a % of diluted share capital
		Number of shares held	As a % of grand total (A) + (B) + (C)	No.	As a percentage (V) = (V) / (III) * 100	As a % of grand total (A) + (B) + (C) of sub-clause (D)(a)	Number of warrants held	As a % of total number of warrants of the same class	Number of convertible securities held	As a % of total number of convertible securities of the same class		
(i)	(iii)	(iii)	(iv)	(v)	(vi) = (v) / (iii) * 100	(vii)	(viii)	(ix)	(x)	(xi)	(xii)	
1	ASHOK GUPTA	47501	1.48	-	-	-	-	-	-	-	1.48	
2	MOHIT GUPTA	47975	1.49	-	-	-	-	-	-	-	1.49	
3	ROHIT GUPTA	47600	1.48	-	-	-	-	-	-	-	1.48	
4	SIDHARTH GOYAL	215000	6.68	-	-	-	-	-	-	-	6.68	
5	MUKESH GOYAL	50000	1.55	-	-	-	-	-	-	-	1.55	
6	KUSUM GOYAL	200000	6.22	-	-	-	-	-	-	-	6.22	
7	G2 CONSULTANTS PVT. LTD.	800000	24.86	-	-	-	-	-	-	-	24.86	
<b>TOTAL</b>		<b>1408076</b>	<b>43.76</b>	<b>-</b>	<b>-</b>	<b>-</b>	<b>-</b>	<b>-</b>	<b>-</b>	<b>-</b>	<b>43.76</b>	






(D)(c)(i) Statement showing holding of securities (including shares, warrants, convertible securities) of persons belonging to the category "Public" and holding more than 1% of the total number of shares									
Sr. No.	Name of the shareholder	Number of shares held	Shares as a percentage of total number of shares {i.e., Grand Total (A)+(B)+(C) indicated in Statement at para (I)(a) above}	Details of warrants		Details of convertible securities		Total shares (including underlying shares assuming full conversion of warrants and convertible securities) as a % of diluted share capital	
				Number of warrants held	As a % of total number of warrants of the same class	Number of convertible securities held	% w.r.t total number of convertible securities of the same class		
1	Manish Goel	50000	1.55	-	-	-	-	1.55	
2	Deepak Trivedi	50000	1.55	-	-	-	-	1.55	
3	Arun Aggarwal	100000	3.11	-	-	-	-	3.11	
4	Avaninder Bhushan	100000	3.11	-	-	-	-	3.11	
5	Priti Bhushan	100000	3.11	-	-	-	-	3.11	
6	Singhal Technology Pvt. Ltd	500000	15.54	-	-	-	-	15.54	
7	Candid Wealth Management Pvt. Ltd.	650000	20.20	-	-	-	-	20.20	
<b>TOTAL</b>		<b>1550000</b>	<b>48.17</b>	<b>-</b>	<b>-</b>	<b>-</b>	<b>-</b>	<b>48.17</b>	





(D)(c)(ii) Statement showing holding of securities (including shares, warrants, convertible securities) of persons (together with PAC) belonging to the category "Public" and holding more than 5% of the total number of shares of the company									
Sr. No.	Name(s) of the shareholder(s) and the Persons Acting in Concert (PAC) with them	Number of shares	Shares as a percentage of total number of shares  {i.e., Grand Total (A)+(B)+(C) indicated in Statement at para (I)(a) above}	Details of warrants		Details of convertible securities			Total shares (including underlying shares assuming full conversion of warrants and convertible securities) as a % of diluted share capital
				Number of warrants	As a % total number of warrants of the same class	Number of convertible securities held	% w.r.t total number of convertible securities of the same class		
1	Singhal Technology Pvt. Ltd	500000	15.54	-	-	-	-	-	15.54
2	Candid Wealth Management Pvt. Ltd.	650000	20.20	-	-	-	-	-	20.20
	<b>TOTAL</b>	<b>1150000</b>	<b>35.74</b>	<b>-</b>	<b>-</b>	<b>-</b>	<b>-</b>	<b>-</b>	<b>35.74</b>





(D)(d)	Statement showing details of locked-in shares		
Sr. No.	Name of the shareholder	Number of locked-in shares	Locked-in shares as a percentage of total number of shares {i.e., Grand Total (A)+(B)+(C) indicated in Statement at para (D)(a) above}
1	Soniya Manish Goyal	20000	0.62
2	Amit Goyal	30000	0.93
3	Pooja Goel	30000	0.93
4	Mukesh Goyal	50000	1.55
5	Manish Goel	50000	1.55
6	Deepak Trivedi	50000	1.55
7	Arun Aggarwal	100000	3.11
8	Avaninder Bhushan	100000	3.11
9	Priti Bhushan	100000	3.11
10	Siddharth Goyal	215000	6.68
11	Kusum Goyal	200000	6.22
12	Singhal Technology Pvt. Ltd	500000	15.54
13	Candid Wealth Management Pvt. Ltd.	650000	20.20
14	G2 Consultants Pvt. Ltd	800000	24.86
	<b>TOTAL</b>	<b>2895000</b>	<b>89.98</b>





<b>(II)(a)</b> Statement showing details of Depository Receipts (DRs)				
<b>Sr. No.</b>	<b>Type of outstanding DR (ADRs, GDRs, SDRs, etc.)</b>	<b>Number of outstanding DRs</b>	<b>Number of shares underlying outstanding DRs</b>	<b>Shares underlying outstanding DRs as a percentage of total number of shares {i.e., Grand Total (A)+(B)+(C) indicated in Statement at para (I)(a) above}</b>
<b>NOT APPLICABLE</b>				
<b>(II)(b)</b> Statement showing holding of Depository Receipts (DRs), where underlying shares held by "promoter/promoter group" are in excess of 1% of the total number of shares				
<b>Sr. No.</b>	<b>Name of the DR Holder Type of outstanding DR (ADRs, GDRs, SDRs, etc.)</b>	<b>Number of outstanding DRs</b>	<b>Number of shares underlying outstanding DRs</b>	<b>Shares underlying outstanding DRs as a percentage of total number of shares {i.e., Grand Total (A)+(B)+(C) indicated in Statement at para (I)(a) above}</b>
<b>NOT APPLICABLE</b>				

