


Introductory sub-table (i)(a)				
Name of the Company: Helpage finlease Limited				
Scrip Code, Name of the scrip, class of security: Equity Share Capital				
Quarter ended: 30th June 2014				
Partly paid-up shares:-	No. of partly paid-up shares	As a % of total no. of partly paid-up shares	As a % of total no. of shares of the company	
Held by promoter/promoter group	-	-	-	-
Held by public	-	-	-	-
Total	-	-	-	-
Outstanding convertible securities:-	No. of outstanding securities	As a % of total no. of outstanding convertible securities	As a % of total no. of shares of the company, assuming full conversion of the convertible securities	
Held by promoter/promoter group	-	-	-	-
Held by public	-	-	-	-
Total	-	-	-	-
Warrants:-	No. of warrants	As a % of total no. of warrants	As a % of total no. of shares of the company, assuming full conversion of warrants	
Held by promoter/promoter group	-	-	-	-
Held by public	-	-	-	-
Total	-	-	-	-
Total paid-up capital of the company, assuming full conversion of warrants and convertible securities	32175000			



Statement Showing Shareholding Pattern

Category code	Category of Shareholder	Number of Shareholders	Total number of shares		Number of shares held in dematerialized form	Total shareholding as a percentage of total number of shares		Number of shares otherwise encumbered	Shares Pledged or otherwise encumbered
			(IV)	(V)		As a percentage of(A+B) ¹ (VI)	As a percentage of (A+B+C) (VII)		
(D)	(II)	(III)	(IV)	(V)	(VI)	(VII)	(VIII)	(IX) = (VIII)/(IV)*100	
(A)	Shareholding of Promoter and Promoter Group								
1	Indian								
(a)	Individuals/ Hindu Undivided Family	8	653494	15000	20.31	20.31	-	-	
(b)	Central Government/ State Government(s)	-	-	-	-	-	-	-	
(c)	Bodies Corporate	1	800000	-	24.86	24.86	-	-	
(d)	Financial Institutions/ Banks	-	-	-	-	-	-	-	
(e)	Any Others(Specify)	-	-	-	-	-	-	-	
	Sub Total(A)(1)	9	1453494	15000	45.17	45.17	-	-	
2	Foreign								
a	Individuals (Non-Residents Individuals/ Foreign Individuals)	-	-	-	-	-	-	-	
b	Bodies Corporate	-	-	-	-	-	-	-	
c	Institutions	-	-	-	-	-	-	-	
d	Qualified Foreign Investor	-	-	-	-	-	-	-	
e	Any Others(Specify)	-	-	-	-	-	-	-	
	Sub Total(A)(2)	-	-	-	-	-	-	-	
	Total Shareholding of Promoter and	9	1453494	15000	45.17	45.17	-	-	
(B)	Public shareholding								
1	Institutions								
(a)	Mutual Funds/ UTTI	-	-	-	-	-	-	-	
(b)	Financial Institutions / Banks	-	-	-	-	-	-	-	
(c)	Central Government/ State Government(s)								




(d)	Venture Capital Funds	-	-	-	-	-	-	-	-	-	-	-	-	-	-	-	-	-	-	-
(e)	Insurance Companies	-	-	-	-	-	-	-	-	-	-	-	-	-	-	-	-	-	-	-
(f)	Foreign Institutional Investors	-	-	-	-	-	-	-	-	-	-	-	-	-	-	-	-	-	-	-
(g)	Foreign Venture Capital Investors	-	-	-	-	-	-	-	-	-	-	-	-	-	-	-	-	-	-	-
(h)	Qualified Foreign Investor	-	-	-	-	-	-	-	-	-	-	-	-	-	-	-	-	-	-	-
(i)	Any Other (specify)	-	-	-	-	-	-	-	-	-	-	-	-	-	-	-	-	-	-	-
	Sub-Total (B)(1)	-	-	-	-	-	-	-	-	-	-	-	-	-	-	-	-	-	-	-
B 2	Non-institutions																			
(a)	Bodies Corporate	7	1248256	-	-	-	38.80	38.80	-	-	-	-	-	-	-	-	-	-	-	-
(b)	Individuals			-	-	-	-	-	-	-	-	-	-	-	-	-	-	-	-	-
I	Individuals -i. Individual shareholders holding nominal share capital up to Rs 1 lakh	550	35750	-	-	-	1.11	1.11	-	-	-	-	-	-	-	-	-	-	-	-
II	ii. Individual shareholders holding nominal share capital in excess of Rs. 1 lakh.	8.00	480,000.00	-	-	-	14.92	14.92	-	-	-	-	-	-	-	-	-	-	-	-
(c)	Qualified Foreign Investor	-	-	-	-	-	-	-	-	-	-	-	-	-	-	-	-	-	-	-
(d)	Any Other (specify)	-	-	-	-	-	-	-	-	-	-	-	-	-	-	-	-	-	-	-
(d-i)	Hindu Undivided Family	-	-	-	-	-	-	-	-	-	-	-	-	-	-	-	-	-	-	-
	Sub-Total (B)(2)	565	1764006	-	-	-	54.83	54.83	-	-	-	-	-	-	-	-	-	-	-	-
(B)	Total Public Shareholding (B)=	565	1764006	-	-	-	54.83	54.83	-	-	-	-	-	-	-	-	-	-	-	-
	TOTAL (A)+(B)	574	3217500	15000	100.00	100.00	100.00	100.00	-	-	-	-	-	-	-	-	-	-	-	-
(C)	Shares held by Custodians and against which Depository Receipts have been issued																			
1	Promoter and Promoter Group	-	-	-	-	-	-	-	-	-	-	-	-	-	-	-	-	-	-	-
2	Public	-	-	-	-	-	-	-	-	-	-	-	-	-	-	-	-	-	-	-
	Sub-Total (C)	-	-	-	-	-	-	-	-	-	-	-	-	-	-	-	-	-	-	-
	GRAND TOTAL (A)+(B)+(C)	574	3217500	15000	100.00	100.00	100.00	100.00	-	-	-	-	-	-	-	-	-	-	-	-



(D)(b) Statement showing holding of securities (including shares, warrants, convertible securities) of persons belonging to the category "Promoter and Promoter Group"

S.N.	Name of the shareholder	Details of Shares held			Encumbered shares (*)			Details of warrants			Details of convertible securities		Total shares (including underlying shares assuming full conversion of warrants and convertible securities) as a % of diluted share capital
		Number of shares held	As a % of grand total (A)+(B)+(C)	No.	As a percentage (VI)=(V)/(II)*100	As a % of grand total (A)+(B)+(C) of sub-clause (D)(a)	Number of warrants held	As a % of total number of warrants of the same class	Number of convertible securities held	As a % of total number of convertible securities of the same class			
(i)	(iii)	(iii)	(iv)	(v)	(vi)=(v)/(iii)*100	(vii)	(viii)	(ix)	(x)	(xi)	(xii)		
1	ASHOK GUPTA	47501	1.48	-	-	-	-	-	-	-	1.48		
2	MOHIT GUPTA	47975	1.49	-	-	-	-	-	-	-	1.49		
3	NITI GUPTA	22918	0.71	-	-	-	-	-	-	-	0.71		
4	ROHIT GUPTA	47600	1.48	-	-	-	-	-	-	-	1.48		
5	RITU GUPTA	22500	0.70	-	-	-	-	-	-	-	0.70		
6	SIDHARTH GOYAL	215000	6.68	-	-	-	-	-	-	-	6.68		
7	Mukesh Goyal	50000	1.55	-	-	-	-	-	-	-	1.55		
8	Kusum Goyal	200000	6.22	-	-	-	-	-	-	-	6.22		
9	G2 Consultants Pvt. Ltd	800000	24.86	-	-	-	-	-	-	-	24.86		
TOTAL		1453494	45.17	-	-	-	-	-	-	-	45.17		




(I)(c)(i) Statement showing holding of securities (including shares, warrants, convertible securities) of persons belonging to the

category "Public" and holding more than 1% of the total number of shares

Sr. No.	Name of the shareholder	Number of shares held	Shares as a percentage of total number of shares {i.e., Grand Total (A)+(B)+(C) indicated in Statement at para (I)(a) above}	Details of warrants		Details of convertible securities		Total shares (including underlying shares assuming full conversion of warrants and convertible securities) as a % of diluted share capital
				Number of warrants held	As a % of total number of warrants of the same class	Number of convertible securities held	% w.r.t total number of convertible securities of the same class	
1	Manish Goel	50000	1.55	-	-	-	-	1.55
2	Deepak Trivedi	50000	1.55	-	-	-	-	1.55
3	Arun Aggarwal	100000	3.11	-	-	-	-	3.11
4	Avaninder Bhushan	100000	3.11	-	-	-	-	3.11
5	Priti Bhushan	100000	3.11	-	-	-	-	3.11
6	Singhal Technology Pvt. Ltd	500000	15.54	-	-	-	-	15.54
7	Candid Wealth Management Pvt. Ltd.	650000	20.20	-	-	-	-	20.20
TOTAL		1550000	4.82	-	-	-	-	48.17



(D)(c)(ii) Statement showing holding of securities (including shares, warrants, convertible securities) of persons (together with PAC) belonging to the category "Public" and holding more than 5% of the total number of shares of the company									
Sr. No.	Name(s) of the shareholder(s) and the Persons Acting in Concert (PAC) with them	Number of shares	Shares as a percentage of total number of shares	Details of warrants			Details of convertible securities		Total shares (including underlying shares assuming full conversion of warrants and convertible securities) as a % of diluted share capital
				Number of warrants	As a % total number of warrants of the same class	Number of convertible securities held	% w.r.t total number of convertible securities of the same class		
1	Singhal Technology Pvt. Ltd	500000	15.54	-	-	-	-	-	15.54
2	Candid Wealth Management Pvt. Ltd.	650000	2.02	-	-	-	-	-	2.02
TOTAL		1150000	35.74	-	-	-	-	-	17.56



(D)(d)	Statement showing details of locked-in shares		
Sr. No.	Name of the shareholder	Number of locked-in shares	Locked-in shares as a percentage of total number of shares {i.e., Grand Total (A)+(B)+(C) indicated in Statement at para (D)(a) above}
1	Soniya Manish Goyal	20000	0.62
2	Amit Goyal	30000	0.93
3	Pooja Goel	30000	0.93
4	Mukesh Goyal	50000	1.55
5	Manish Goel	50000	1.55
6	Deepak Trivedi	50000	1.55
7	Arun Aggarwal	100000	3.11
8	Avaninder Bhushan	100000	3.11
9	Priti Bhushan	100000	3.11
10	Siddharth Goyal	215000	6.68
11	Kusum Goyal	200000	6.22
12	Singhal Technology Pvt. Ltd	500000	15.54
13	Candid Wealth Management Pvt. Ltd.	650000	20.20
14	G2 Consultants Pvt. Ltd	800000	24.86
TOTAL		2895000	89.98



(II)(a) Statement showing details of Depository Receipts (DRs)				
Sr. No	Name of the DR Holder	Type of outstanding DR (ADRs, GDRs, SDRs, etc.)	Number of shares underlying outstanding DRs	Shares underlying outstanding DRs as a percentage of total number of shares {i.e., Grand Total (A)+(B)+(C) indicated in Statement at para (I)(a) above}
NOT APPLICABLE				
(II)(b) Statement showing holding of Depository Receipts (DRs), where underlying shares held by "promoter/promoter group" are in excess of 1% of the total number of shares				
Sr. No	Type of outstanding DR (ADRs, GDRs, SDRs, etc.)	Number of outstanding DRs	Number of shares underlying outstanding DRs	Shares underlying outstanding DRs as a percentage of total number of shares {i.e., Grand Total (A)+(B)+(C) indicated in Statement at para (I)(a) above}
NOT APPLICABLE				

